

Ceiling Recessed



Ceiling Surface



Interior Pendant

# ELTO Panel

High-quality lighting panels



ELECTRON SA, PROFESSIONAL LIGHTING SYSTEMS - 68 Antiochias Str, N.Philadelphia, 14341 Athens, Greece. [info@electron.gr](mailto:info@electron.gr) [www.electron.gr](http://www.electron.gr)

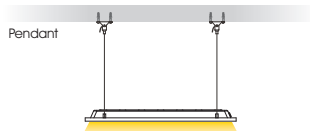


- The ELTO PANEL Series consists of high-quality lighting panels designed to accommodate various installation types, including recessed, surface-mounted, and pendant applications.
- This adaptability makes it ideal for a wide array of commercial, corporate, and industrial environments.
- Engineered with advanced optic lens technology, the series ensures a uniform and consistent light distribution.
- With high lumen efficiency, the ELTO PANELS deliver superior brightness while maintaining energy efficiency.
- The series offers visual comfort (UGR < 19), making it suitable for workplaces, educational institutions, and other facilities.
- Available Non Dimmable, Phase Cut, or Dali Dimmable.

✓ Mineral Fiber Ceiling

✓ Recessed

✓ Surface

✓ Pendant





60x60cm

Recessed



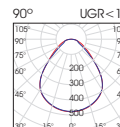
Pendant



Surface

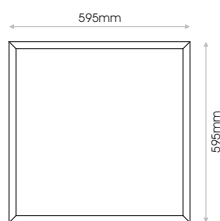


Code	Model	Watt	CCT	CRI	Luminaire Lumen	Beam Angle	Dimensions	Voltage	IP Rate
<b>PNL.003</b>	ELTO PANEL	36W	3000K	80	3800lm	90°	60x60cm	230VAC	IP54
<b>PNL.004</b>	ELTO PANEL	36W	4000K	80	3880lm	90°	60x60cm	230VAC	IP54

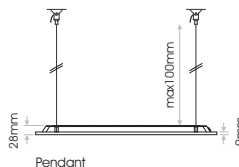


Dimensions / Accessories

Mineral Fiber Ceiling / Recessed / Pendant

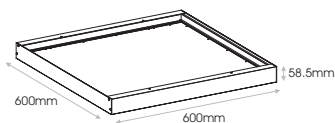
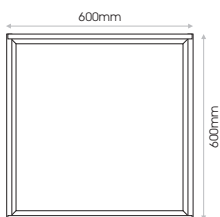


**ACC.534**  
Recessed Accessory (set of 4pcs)



**ACC.535**  
Suspension Accessory (set of 4pcs)

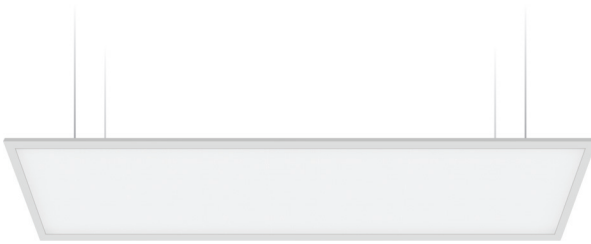
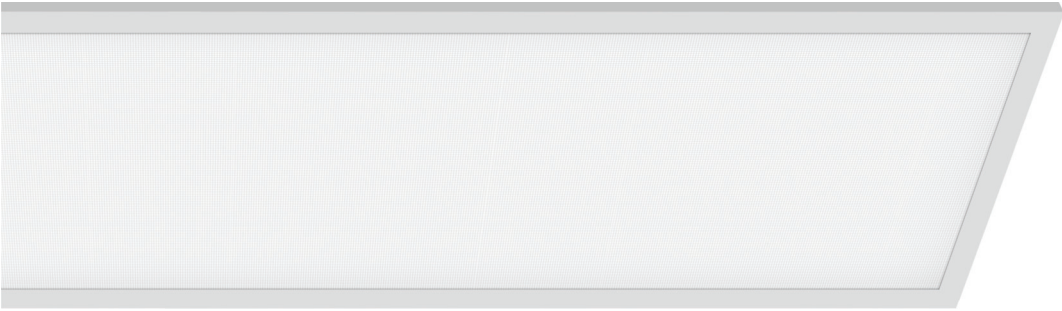
Surface



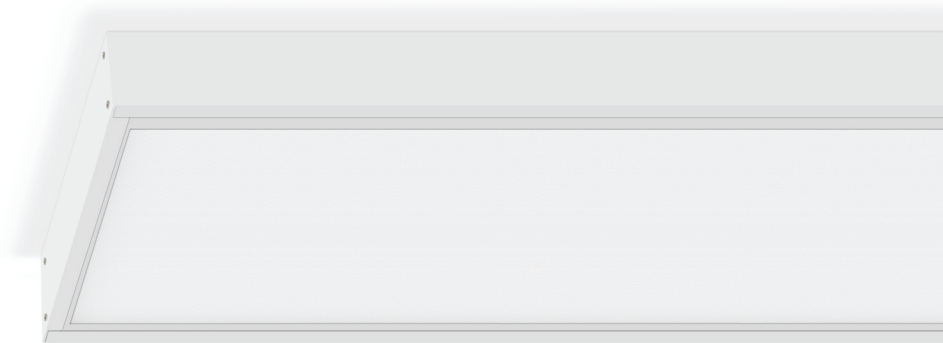
**ACC.532**  
Surface Frame 60x60cm

30x120cm

Recessed



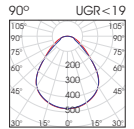
Pendant



Surface

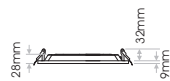
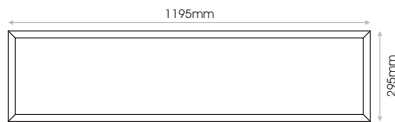


Code	Model	Watt	CCT	CRI	Luminaire Lumen	Beam Angle	Dimensions	Voltage	IP Rate
<b>PNL.005</b>	ELTO PANEL	36W	3000K	80	3800lm	90°	30x120cm	230VAC	IP50
<b>PNL.006</b>	ELTO PANEL	36W	4000K	80	3880lm	90°	30x120cm	230VAC	IP50



Dimensions / Accessories

Mineral Fiber Ceiling / Recessed / Pendant

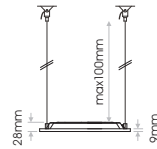


Recessed



**ACC.534**

Recessed Accessory (set of 4pcs)



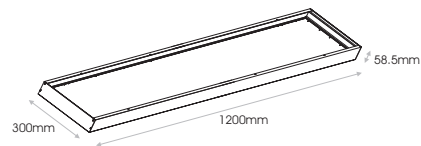
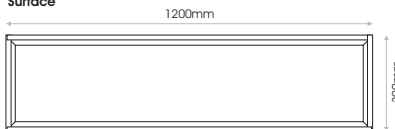
Pendant



**ACC.535**

Suspension Accessory (set of 4pcs)

Surface



**ACC.533**

Surface Frame 30x120cm



ELECTRON SA, PROFESSIONAL LIGHTING SYSTEMS  
68 Antiochias Str, N.Philadelphia, 14341 Athens, Greece,  
[info@electron.gr](mailto:info@electron.gr)  
[www.electron.gr](http://www.electron.gr)